






Part # TABX3004

1962-1967 Chevrolet Nova / Chevy II Door and Inner Quarter Panel Insulation and Sound Dampening Kit



Front Doors



Driver

Passenger



Inner Quarter Panels

Installation Directions:

1. Clean any dirt, debris, or grime from the intended installation area using a degreasing agent.
2. Allow intended installation area adequate time to dry.
3. Remove the kit from its packaging, and dry fit the components allowing you to see exactly how the product will be placed for final installation.
4. Now you are ready to install. Remove the protective layer exposing the adhesive on your first piece applying it to its final position, using light pressure.
5. Repeat step 4 for each individual component until the full kit is installed.